



DINGHY SAILING INSTRUCTIONS

The Claremont Yacht Club (Inc)

4 Victoria Avenue (PO Box 11) CLAREMONT WA 6910

Phone: 9384 8226 - Fax: 9384 9990

Email: admin@claremontyachtclub.org.au

Dinghy Sailing Instructions

Claremont Yacht Club, Victoria Avenue, Claremont

1. Rules

All races will be governed by the 2013-2016 Racing Rules of Sailing (RRS), the prescriptions of the AYF, and the rules of the participating Classes, (except as any of these are changed by these sailing instructions). By starting, Competitors are deemed to comply with RRS Part1.

2. Entries

Eligible boats may enter by completing sign on forms in the Club Lower Deck showing Sail Number, Name of Skipper, sail type (Full Rig, Radial or 4.7 if a Laser) and mobile phone number if applicable. Entry is open to all dinghy classes by prior nomination arrangement with the organising authority.

3. Notice to Competitors

Notices to competitors will be posted on the official notice board located inside the Lower Deck at Claremont Yacht Club.

4. Changes in Sailing Instructions

Any changes to the Sailing Instructions will be posted before 0900 hours on the day of racing.

5. Signals made Ashore

- 5.1 Signals made ashore will be displayed on the flag pole adjacent to the main jetty of Claremont Yacht Club.
- 5.2 Flag "AP", (See Appendix A3 Other Flags) with two sound signals (one sound signal when lowered) means- "The race is postponed". All competitors shall stay ashore until advised by the Race committee. The Warning signal will be made not less than 20 minutes after the "AP" is lowered.

6 Schedule of Races

- 6.1 Time of first warning signal 1000
- 6.2 No warning signal will be made after 1145 on the day of racing.

7 Class Flags

Laser: Full rig/Radial/4.7. White background with red Laser emblem. If numbers are sufficient Lasers, Radial and 4.7 may have their own start. (Refer point 4 sailing instructions). If so then the following flags will be used (See Appendix A3 Other Flags)

Mirror: White background with black Mirror emblem.

Optimist - White flag with black Optimist emblem.

8 Racing Areas

The racing area will be on Freshwater Bay, in the vicinity of Karrakatta Bank.

9 The Course

- 9.1 The course sheet shows the course including

the order in which marks are to be rounded, and the side on which each mark is to be left. The course sheets are located in the Lower Deck of Claremont Yacht Club. (Also see Appendix A1 Course Layout).

- 9.2 Marks 1, 2, 3 and 4 will be pink/orange ball buoys with netting covering for LASER/MIRROR/420 and Yellow ball buoys with netting covering for the Optimist fleet. These will beset inside the pink/orange buoys.

- 9.3 New marks when used in accordance with Instruction 13, Change of Course After the Start, will be white pins with a C flag (See Appendix A3 Other Flags) or as directed by race Officers.

- 9.4 The port end starting and finishing mark will be a white pin with a yellow flag or the club start mark.

- 9.5 Shortened Course.
When code flag 'S' (See Appendix A3 Other Flags) is displayed from a committee boat near to a rounding mark, boats shall leave that on the required side and proceed directly to the finishing line, or if the committee boat is on station, then the finishing line will be between post and rounding mark .

- 9.6 Line in Use.
When an orange "line in use" flag is displayed from the mast of a start boat it signifies that the respective starting line is in use. When an orange or blue "on station" flag is displayed from the mast of a start boat it signifies that the respective finishing line is in use (see Appendix 2). Boats are not permitted to cross the start or finish when the orange or blue flags are displayed. This rule does not apply during the period from the boats 'warning signal' until she is clear of the starting area after starting, or when finishing.

10 The Start

- 10.1 Races will be started using Rule 26.
- 10.2. The starting line will be between a mast displaying an orange flag on the Race Committee Boat at the starboard end and the port-end starting mark. A buoy may be attached to the stern of the Race Committee boat, either directly secured or floated on a short line. Such buoy and its line shall form part of the starting boat for the purposes of Rule 31, Touching a Mark.
- 10.3 Boats whose Warning Signal has not been made shall keep clear of the starting area and of all boats whose Warning Signal has been made.

- 10.4 A boat shall not start later than 5 minutes after her Starting Signal.
- 10.5 Individual recall. RRS 29.1 apply Flag 'X' (see Appendix 2).
- 10.6 General Recall. RRS 29.2 apply Flag 1st substitute (see Appendix 2).

11 Alternative Penalties

720° turns penalty: RRS Rule 44.2 applies. For Club Windward Series or other short race series only a 360° turn applies.

12 Handicap Start Procedures

- 12.1 Handicap Start:
All Handicap Start Races will be started on the drop of a number defined as when the number disappears from sight, (eg: when 28 replaces 29, then: that is the drop of 29).
- 12.2 Start Times:
Individual boat start times will be posted on the club's notice board at least 30 minutes prior to race start.
- 12.3 Warning:
The warning signal will be made 5 minutes prior to the start.
- 12.4 Preparatory:
The preparatory signal will be made 4 minutes prior to the start.
- 12.5 Start: a) The starting signal will be one sound signal and the limit number will be displayed. 60 seconds later the limit number will be dropped. The first designated boat will start and subsequent boats will start at the drop of their listed numbers.
b) At 60 second intervals, numbers counting down from the limit number to 0 will drop.
- 12.6 Recalls and Premature Starts:
No recall signals will be made. This changes Rule 29.2. Premature starters which do not return will be scored "did not start" except those whose premature start is within one minute will be given a penalty of 5 minutes on their elapsed time.

NOTE: START ON THE DROP OF YOUR NUMBER

13 Change of Course after the Start

A change of course after the start will be signaled before the leading boat has begun the leg, although the new mark may not be in position. Any mark to be rounded after rounding the new mark may be relocated to maintain the original course configuration.

14 The Finish

The Finishing Line will be between a staff displaying an orange or blue flag on a Race Committee Boat and the port-end finishing mark.

15 Boats Retiring

Boats retiring shall notify a committee boat or a Race Official as soon as possible. Boats failing to give notice may be disqualified at the discretion of the Protest committee.

16 Time Limit

The time limit will be 2 hours for all classes. Boats failing to finish within 30 minutes after the first boat finish or within the time limit, whichever is later, will be scored "Did Not Finish". This changes rule 35.

17 Protests

- 17.1 Protests shall be written on forms available and delivered within 30 minutes after the time of the last boats finish.
- 17.2 All protests will under go mediation in accordance with the Claremont Yacht club Sailing Instructions and RRS 61.
- 17.3 Protests will be heard in approximately the order of receipt as soon as possible.
- 17.4 Protest notices will be posted within 30 minutes of the protest time limit to inform competitors where and when there is a hearing in which they are parties to a hearing or named as a witness.
- 17.5 Decisions of the protest committee will be final as provided in rule 70.4.

18 Scoring

The Low Point scoring system, RRS Appendix A, will apply to all club championships and windward series races. Modified high point score will apply to the consistency trophy.

19 Responsibilities

- 19.1 All those taking part in racing at Claremont Yacht Club do so at their own risk and responsibility.
- 19.2 The organising authority, any of its committees and the host club is not responsible for the seaworthiness of a boat whose entry is accepted or the sufficiency or adequacy of its equipment.
- 19.3 Attention is drawn to Fundamental Rule 4 of the Racing Rules of Sailing, which states "The responsibility for a boat's decision to participate in a race or to continue racing is hers alone".

20 Safety

All skippers and crew must wear approved buoyancy vests type 2. All boats shall comply with the requirements of the AYF special requirements, YA SR part 2 and RRS 40. In the event of strong winds or thunderstorms the Race Committee at their discretion may order part or all of the racing fleet ashore. All skippers shall obey such an order immediately.

21 Prizes

Pennants will be awarded to each member of the crews placing fastest, first, second and third. Should there be less than 3 boats finish the race only a fastest and first place pennant will be awarded.


22 Coaching

The club coach and or any other appointed person by the race committee can give advice to some, any or all competitors in a class. This will not be regarded as a breach of RRS 41.

Claremont Yacht Club
Dinghy Race Management
Appendix to CYC Dinghy Sailing Instructions

A1 Course Layout

Course 1



Triangle, Sausage, Triangle, Sausage (Normal Course)

Start, 1,2,3,1,3,1,2,3,1,3,Finish

Wind Direction



Windward Mark

1 *

Wing Mark 2 *


Pin ----- Start Boat
!-----#

Start/Finish Line

3 *

Leeward Mark

Course 2



Sausage, Sausage (Windward Series Course)

Start,1,3,1,3,Finish

Wind Direction



Windward Mark

1 *

Wing Mark 2 *

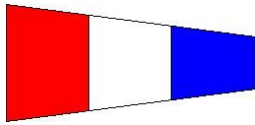
Pin Start Boat
!-----#

Start/Finish Line

3 *

Leeward Mark

Course 3



Trapezoid, Sausage, Trapezoid, Sausage (Southerly Course 12-15 kn. SE-SW quadrant)

Start,1,2,3,4,1,4,1,2,3,4,1,4,Finish

Wind Direction



Windward Mark


1 *

2 *

Wing Mark

Pin

Start Boat



Start/Finish Line

3 *





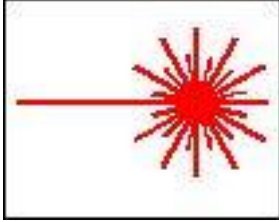


Trapezoid Mark




4 *

Leeward Mark

A2 Starting Sequence


5 minute count down to start

Time	Flag	Hooter	Comments
-10		1 blast	Start line flag - to indicate Start Boat is at the start line
-5		1 blast	Raise class flag (see below for class flags)
-4		1 blast	P Flag Rise preparatory warning flag (see below for alternative warning flags)
-1		1 long blast	Lower preparatory warning flag
0		1 blast	Lower class flag
0+		1 blast	Flag X If a yacht(s) has broken the start and can be identified raise individual recall flag. Race continues.
0+		2 blasts	First Substitute If a number of yachts break the start and all cannot be identified raise General Recall flag. Recommence the 5 minute start sequence

Time	Flag	Hooter	Comments
After all yachts have started		No blasts	Lower start line flag. If a yacht passes through the start line whilst the flag is raised, other than when starting, yacht is disqualified
When first yacht rounds last/leeward mark		1 Blast	Raise finish line flag. If a yacht passes through the finish line whilst the flag is raised, other than when finishing, yacht is disqualified
Before first yacht finishes		1 Blast	Not Generally used – same as above. Raise On station finish line flag. If a yacht passes through the finish line whilst the flag is raised, other than when finishing, yacht is disqualified

A3 Other Flags

Class Flags



Laser Full Rig




Laser Radial Rig



Laser 4.7 Rig


Rescue Boat Flag



Displayed by all rescue boats including Start Boat

Preparatory Warning Flags - The following three flags are alternative preparatory warning flags used in the start sequence.

P flag



Normally used for club races.

If a yacht breaks the start can return and recross the Start Line


U flag



Normally used for WA Laser Association races

If a yacht crosses in front of the start line in last 60 seconds before start signal it is disqualified but may restart under a General Recall

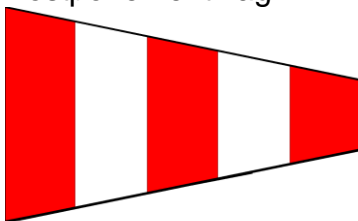
Black Flag



Can be used after a General Recall.


If a yacht crosses in front of the start line in last 60 seconds before start signal it is disqualified and can not restart under a General Recall

AP flag Postponement flag




Raised if a race is delayed

Race Abandoned flag
N flag




Raised if race abandoned

Shortened Course flag
S flag



Displayed by Start Boat when course is shortened.
Also by a Rescue Boat at the rounding before finish line

Altered Course flag
C flag



Mark Moved flag – Displayed by a Rescue Boat at the mark before the mark that has been moved